

Outdoor Recreation Satellite Account (ORSA)

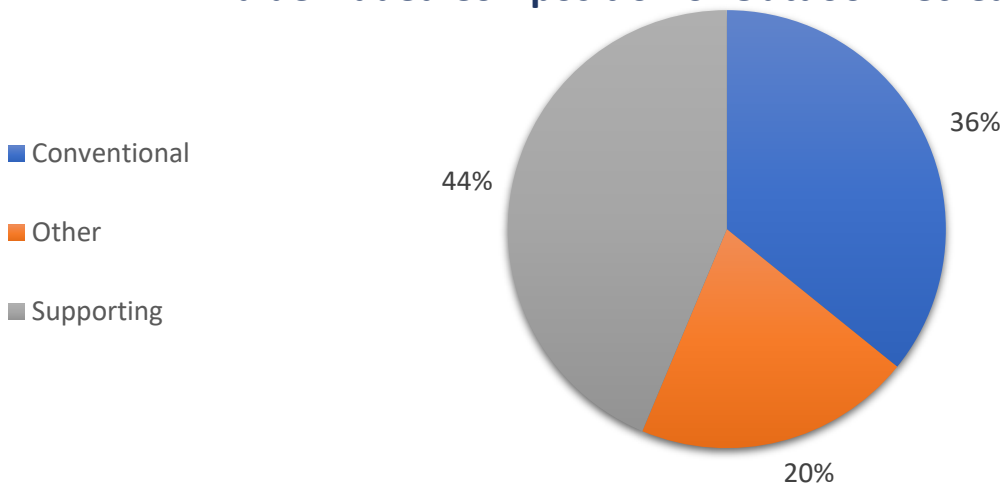


2021—Pennsylvania

Value added [gross domestic product]		Employment		Compensation	
ORSA total	Share of state	ORSA total	Share of state	ORSA total	Share of state
\$13.6 billion	1.6%	151,531 jobs	2.5%	\$6.8 billion	1.4%

Value Added by Select ORSA Activity [Thousands of dollars]				
Activity	2019	2020	2021	State rank
RVing	530,383	601,746	704,840	7
Boating/Fishing	511,816	575,553	555,122	19
Hunting/Shooting/Trapping	307,121	327,553	354,052	8
Motorcycling/ATVing	333,887	302,381	304,423	6
Equestrian	210,094	199,663	223,026	8
Snow Activities	228,288	185,467	184,620	8
Climbing/Hiking/Tent Camping	121,337	129,192	166,527	9
Bicycling	122,152	147,589	141,985	5
Recreational Flying	24,280	21,312	21,341	10

Value-Added Composition of Outdoor Recreation Activities



Conventional ORSA activities include traditional outdoor activities, such as camping, hiking, boating, and hunting.

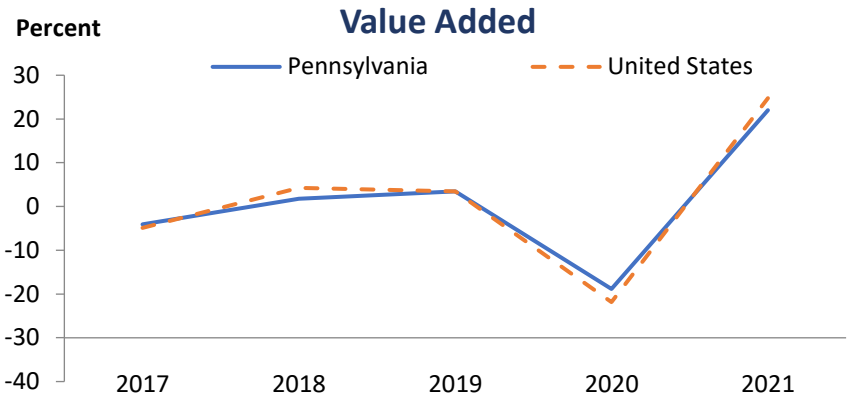
Other ORSA activities include those that take place outside, such as gardening and outdoor concerts.

Supporting ORSA activities are those that contribute to the core activities and include such things as construction, travel and tourism, local trips, and government expenditures.

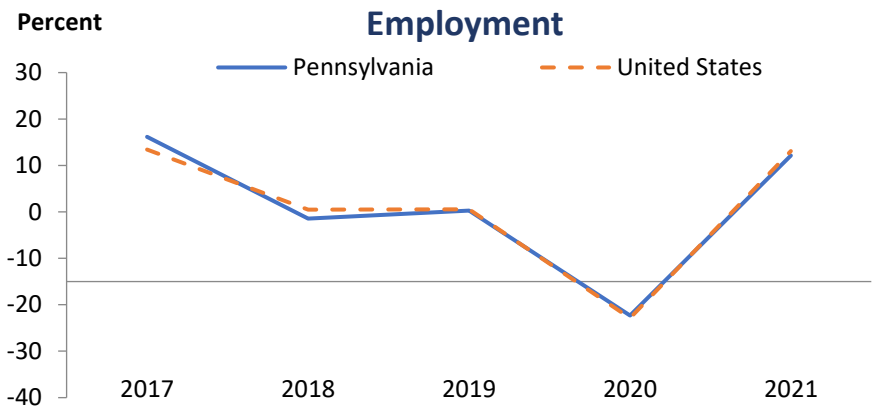
Outdoor Recreation Satellite Account (ORSA)



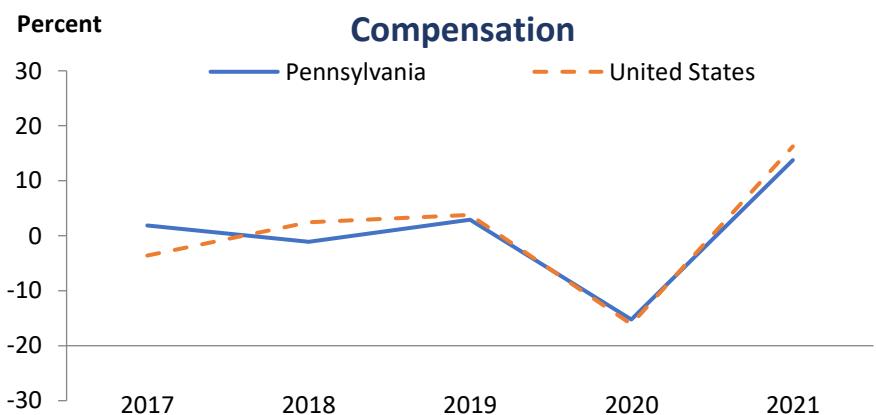
In 2021, Pennsylvania ranked 6th among all states in ORSA value added and 34th among all states in ORSA value-added growth. Since 2020, ORSA value added has grown 22 percent in Pennsylvania, compared with an increase of 24.7 percent for the United States.



In 2021, Pennsylvania ranked 6th among all states in ORSA employment and 34th among all states in ORSA employment growth. Since 2020, ORSA employment has grown 12.1 percent in Pennsylvania, compared with an increase of 13.1 percent for the United States.



In 2021, Pennsylvania ranked 7th among all states in ORSA compensation and 38th among all states in ORSA compensation growth. Since 2020, ORSA compensation has grown 13.8 percent in Pennsylvania, compared with an increase of 16.2 percent for the United States. Average compensation per wage-and-salary job in Pennsylvania ORSA industries was \$44,623 in 2021, compared with \$77,884 for all salaried jobs in the state.



ORSA value added consists of the gross output of an industry less its intermediate inputs; the contribution of an industry to gross domestic product.

ORSA employment consists of all wage-and-salary jobs in which workers are engaged in the production of ORSA goods and services.

ORSA compensation consists of the remuneration (including wages and salaries as well as benefits, such as employer contributions to pension and health funds) payable to employees in return for their ORSA work during a given year.